

CA IL ES G4 FTR 6040

GENERAL DATA



Price: 971,80 €

CENTRIFUGAL FAN IN LOW PROFILE BOX WITH RECTANGULAR FLANGES AND FILTER(S), WITH EXTERNAL ROTOR EC MOTOR

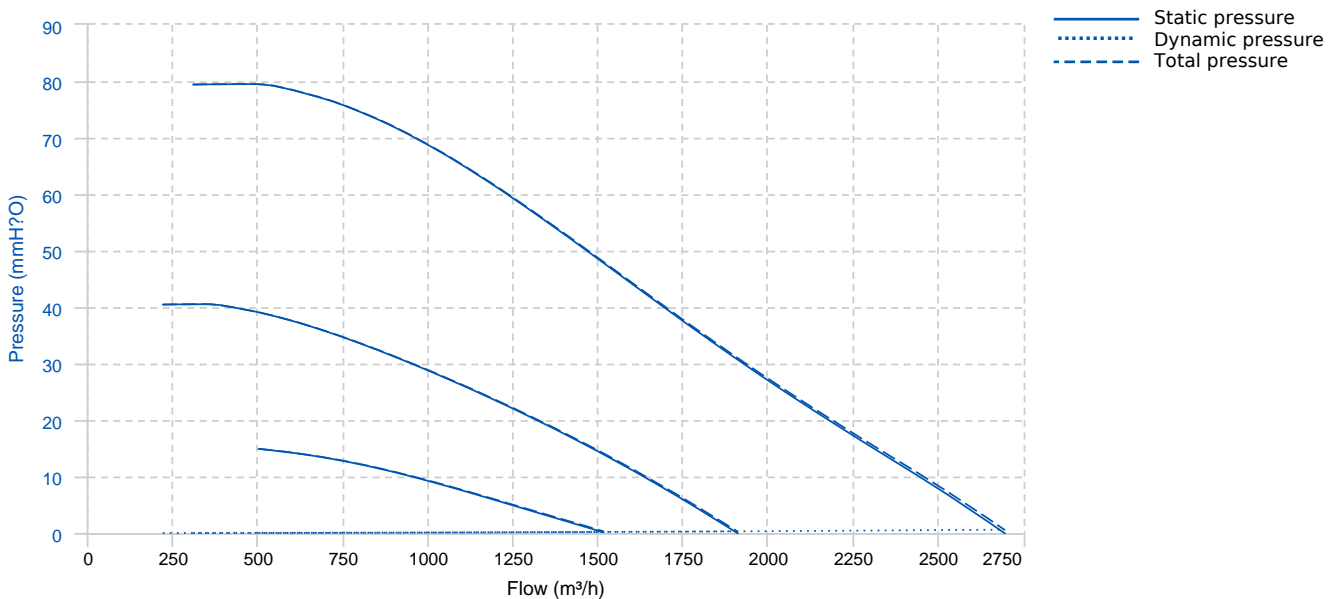
MANUFACTURING FEATURES

Inline ventilation box made of galvanized steel with rectangular connection flanges. Self-cleaning impeller with back curved (reaction) blades of high performance and single inlet, direct drive. Dynamically balanced to minimize noise and vibration. Polyamide reinforced impeller for models 3015 and 4020 and aluminum plate for the rest. High efficiency, low noise external rotor EC motor. Speed control through a 0-10V or PWM signal. Single-phase 230V 50/60Hz power supply for models 3015 to 6040 and three-phase 400V 50/60Hz for sizes 7050 and 8060. IP44 motor and class B insulation. Supplied with a filtration stage ISO COARSE 65% (G4) or 2 stages ISO COARSE 65% (G4) and ISO ePM1 65% (F7). Easily accessible inspection and cleaning register.

APPLICATIONS

Designed for installation in ducts, they are indicated for:
 -Air renovations in bathrooms and small rooms.
 -Perfect for false ceiling mounting.
 Working temperature range from -20°C to 60°C

PERFORMANCE CURVE



TECHNICAL DATA

Fan

RPM	2350	Approx. weight	24.5 kg	Max. Flow	2995 m³/h
-----	------	----------------	---------	-----------	-----------

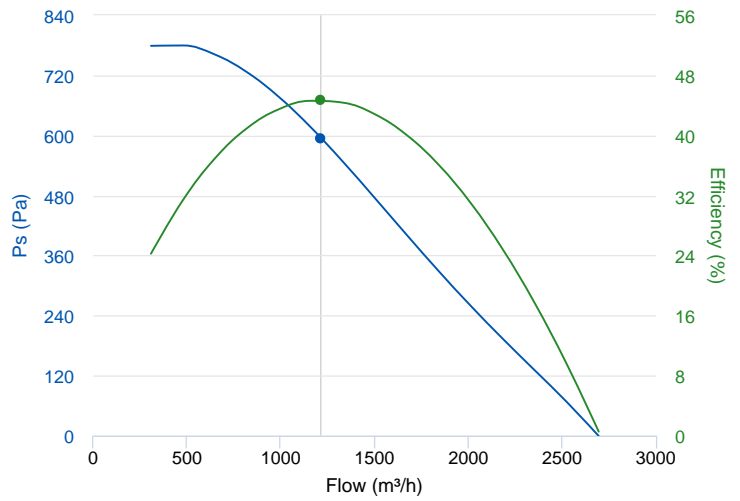
Motor

Power	0.36 kW	RPM	2350	I max. (230V)	1,7 A	Approx. weight	5 kg
-------	---------	-----	------	---------------	-------	----------------	------

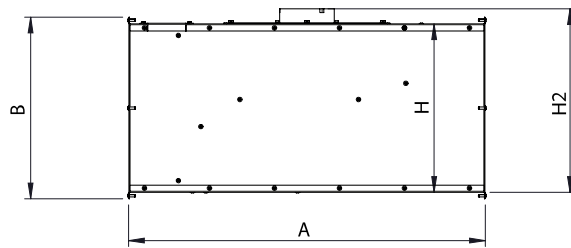
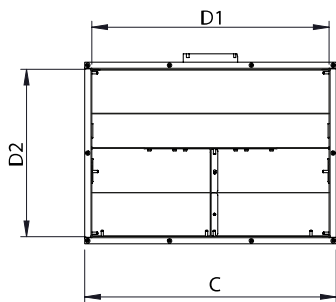
ERP DATA

Fan data sheet

Fan type	Unit for non-residential ventilation (LOT 6)	
Typology	Static	
reports.other	Outlet and Inlet free discharge	
Type of driver	None	
Motor power (kW)	0.36	
	Fan values	ERP Requirements 2018
Max. efficiency (%)	44.67	37.05
Effic. Heat recovery (%)	-	
Pabs (kW)	0.45	
Flow (m³/h)	1214.23	
Static pressure (Pa)	595.16	
Speed (m/s)	1.41	
SFP (W/m3/s)	1333.64	



DIMENSIONS




Dimensions (mm)

A	900	B	430	C	630	D1	600	D2	400
H	405	H2	461						

WIRING DIAGRAM

Nº	Signal Señal	Colour Color	Specification Especificación
1	L	Brown Marrón	AC 220V/50Hz
2	N	Blue Azul	AC 220V/50Hz
3	Pe	Yellow-Green Amarillo-Verde	

Nº	Signal Señal	Colour Color	Specification Especificación
1	GND	Blue Azul	
2	Vsp	Yellow Amarillo	0-10 V/PWM
3	Vcc	Red Rojo	DC 10V
4	FG	White Blanco	1 Pulse/R

ACCESSORIES



SAFETY SWITCH
SWT 25 3P
REF: 21673
Price: 143,00 €